TRAXON Plus+

Linear Plus White

Project: _____

Type: _____



IP66 COAST DMX/RDM

ANSI 3G IK08 0-10V

The Traxon Linear Plus is an AC powered, high-brightness outdoor luminaire that seamlessly integrates into any architectural, residential, or commercial setting. Featuring a choice of DMX/RDM and 0-10V control, RGBW (Quad and Discrete), DW and White color options and intelligent control personalities, allowing seamless Linear grazing and washing effects.

Features

- DMX / RDM / 0-10V control
- Easy installation and maintenance
- Dynamic Boost (DMX / RDM only)
- Assortment of optical and installation accessories

Technologies

- Dynamic Boost (DMX / RDM only)
- Auto-Addressing / Manual Addressing (DMX/ RDM only)

Color Options

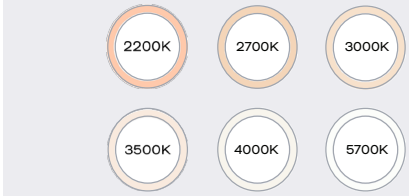

Dimensions

Unit: mm [inches]

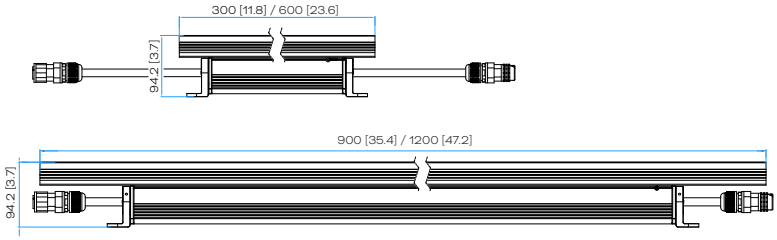

Panel Mount Output Version

Unit: mm [inches]

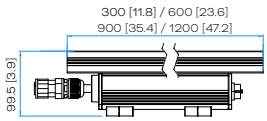

Beam Angles

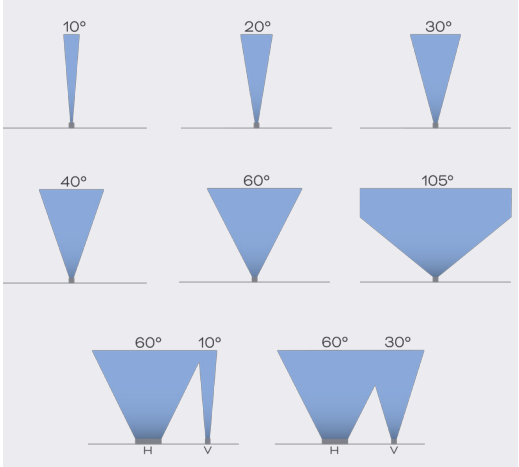

Finish



©2026 TRAXON TECHNOLOGIES. ALL RIGHTS RESERVED.

Linear Plus White

Specifications

Product Specifications

Length Option	300mm [1ft]	600mm [2ft]	900mm [3ft]	1200mm [4ft]
Pixels (DMX/RDM)	1	2 (1 pixel is on demand)	3 (1 pixel is on demand)	4 (1 / 2 pixel is on demand)
Color Range	White: 2200K, 2700K, 3000K, 3500K, 4000K, 5700K, 6500K[1]			
Color Resolution	16-Bit Grayscale, Gamma 2.2			
Refresh Rate	12kHz			
LED Quantity	White 12 pcs	White 24 pcs	White 36 pcs	White 48 pcs
Beam Angle	10°, 20°, 30° 40°, 60°, 105°, 60° x 10°, 60 ° x 30°			
Luminous Flux (DMX Full On)	15W: 1244.9 lm (4000K 10°)	30W: 2623.1 lm (4000K 10°)	45W: 4001.4 lm (4000K 10°)	60W: 5424.1 lm (4000K 10°)
Efficacy (DMX Full On)	15W: 83.0 lm/W (4000K 10°)	30W: 87.4 lm/W (4000K 10°)	45W: 88.9 lm/W (4000K 10°)	60W: 90.4 lm/W (4000K 10°)
CRI	90 CRI by request: 2700K-4000K (CRI90)			
Housing	Powder Coated Extruded Aluminum			
Housing Finish	Standard color: Traxon Signature Gray (RAL7005) Gray (RAL7015), Black (RAL9005), White (RAL9003), Custom			
Cover Lens	Tempered glass			
Mounting	Surface Mount Optional mounting accessories are available			
Adjustment Options	-90° to +90° -90° (Panel Mount)			
Dimensions (L x W x H)	300mm x 50mm x 94mm 11.8" x 2" x 3.7"	600mm x 50mm x 94mm 23.6" x 2" x 3.7"	900mm x 50mm x 94mm 35.4" x 2" x 3.7"	1200mm x 50mm x 94mm 47.2" x 2" x 3.7"
Dimensions (Panel Mount) (L x W x H)	300mm x 50mm x 99.5mm 11.8" x 2" x 3.9"	600mm x 50mm x 99.5mm 23.6" x 2" x 3.9"	900mm x 50mm x 99.5mm 35.4" x 2" x 3.9"	1200mm x 50mm x 99.5mm 47.2" x 2" x 3.9"
Weight	1.9kg / 4.2lbs	3.1kg/6.8lbs	4.4kg/9.7lbs	5.6kg / 12.4lbs
Weight (Panel Mount)	1.9kg / 4.2lbs	3.1kg/6.8lbs	4.4kg/9.7lbs	5.6kg / 12.4lbs
EPA	Front: 0.06 sq.ft Side: 0.45 sq.ft	Front: 0.06 sq.ft Side: 0.8 sq.ft	Front: 0.06 sq.ft Side: 0.92 sq.ft	Front: 0.06 sq.ft Side: 1.27 sq.ft
EPA (Panel Mount)	Front: 0.06 sq.ft Side: 0.32 sq.ft	Front: 0.06 sq.ft Side: 0.67 sq.ft	Front: 0.06 sq.ft Side: 1.02 sq.ft	Front: 0.06 sq.ft Side: 1.34 sq.ft
Regulatory Listing & Safety Approval	Electrical Protection Class I, UKCA, CE, IK08			
Operating Temperature	–40°C* to +50°C / –40°F* to +122°F			
Min. Starting Temperature	-20°C (-4°F)			
Storage Temperature	-40°C to +80°C (-40°F to +176°F)			
Environment	Outdoor (IP66), suitable for coastal environments UL1598A Marine Certified			
Humidity	10-90%, non-condensing			

Electrical Specifications

Operating Voltage	220-240V AC 50 / 60Hz			
Power Consumption (W)	4 / 8 / 12 / 15	8 / 16 / 24 / 30	12 / 24 / 36 / 45	16 / 32 / 48 / 60
Lumen Maintenance	L70 @ 25°C – 100,000 hours			

System Specifications

Power Supply	AC line
Control (0-10V)	0-10V Dimming, dim to 1% Current Sinking, <1mA per fixture
Control (DMX/RDM)	DMX/RDM
Addressing Options	Auto-addressing ON or Auto-addressing OFF

1: White 6500K on demand
2: Rated operating temperatures are the absolute min/max temperatures meant to be for short periods of time. Not sustained temperatures for extended periods.

LED CHARACTERISTICS Because LEDs are semiconductor devices, their performances are subject to inherent variability commonly found in semiconductor industry. To improve consistency in performance across the same product, LED manufacturers "sort" LEDs into bins according to different preset parameters, such as forward driving voltage, illumination, etc. Whereas binning is a sorting function, it is not a correction process. Inherent variability in the manufacturing process results always in different binning distributions according to different production lots. Traxon uses automatically binned LEDs on its products, thereby minimizing output variations within the model range.

As with all electronic devices, LED output degrades over time – a term called lumen depreciation. This also explains why it is nearly impossible to expect photometric performances of two LED products with different service life spans to be the same. The rate of LED degrade is a complicated function of many factors such as operating efficiency, duration of continuous operation, and more significantly, environmental conditions (ambient temperature for example). If allowed working under optimal operating temperature range and with good ventilation, LED devices enjoy long service lives over conventional light sources. When using/installing LED devices, care should be taken to ensure that the devices will operate within the operating conditions specified in respective product literature.

This product contains a light source of energy efficiency class G to Regulation (EU) No 2019/2015.
Lumen measurement compiles with LM-79-08 standard.
Lumen maintenance is calculated based on LM-80 compliant measurement.

©2026 TRAXON TECHNOLOGIES. ALL RIGHTS RESERVED.

SPECIFICATIONS ARE SUBJECT TO CHANGE WITHOUT NOTICE. ERRORS AND OMISSION EXCEPTED.

Linear Plus White

Source Specifications

Length Option	300mm [1ft]	600mm [2ft]	900mm [3ft]	1200mm [4ft]
Source	White 12 pcs	White 24 pcs	White 36 pcs	White 48 pcs
Optics	10°			

Candela Distribution

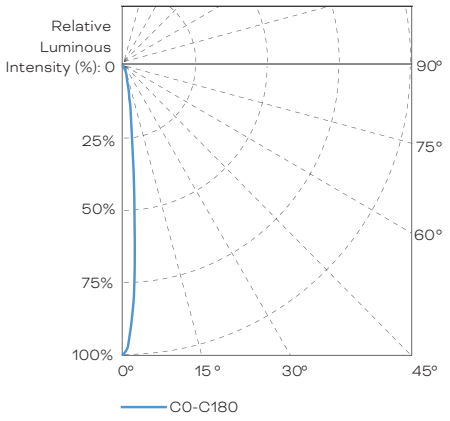

Light Output (DMX/RDM)

		Color	Luminous Flux (lm)	Center Intensity (cd)	Efficacy (lm/W)
300mm [1ft]	4W	4000K	276.2	5035	69.1
	8W		631.9	11519	79.0
	12W		960.3	17505	80.0
	15W		1244.9	22692	83.0
600mm [2ft]	8W	4000K	580.9	10589	72.6
	16W		1332.6	24291	83.3
	24W		2016.7	36761	84.0
	30W		2623.1	47815	87.4
900mm [3ft]	12W	4000K	889.2	16208	74.1
	24W		2030.9	37020	84.6
	36W		3083.7	56211	85.7
	45W		4001.4	72938	88.9
1200mm [4ft]	16W	4000K	1202.2	21914	75.1
	32W		2755.3	50224	86.1
	48W		4182.8	76244	87.1
	60W		5424.1	98871	90.4

Luminaire setting: White-balance mode.

Illuminance at a Distance

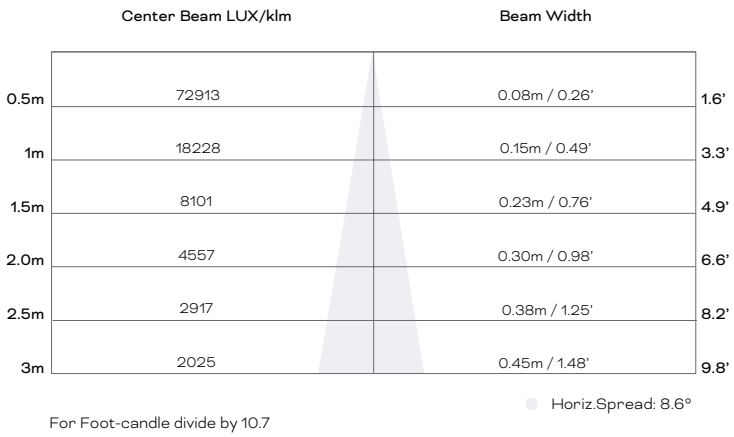

For Foot-candle divide by 10.7

IES and LDT files are available for download from the Traxon website.

©2026 TRAXON TECHNOLOGIES. ALL RIGHTS RESERVED.

SPECIFICATIONS ARE SUBJECT TO CHANGE WITHOUT NOTICE. ERRORS AND OMISSION EXCEPTED.

Source Specifications

Length Option	300mm [1ft]	600mm [2ft]	900mm [3ft]	1200mm [4ft]
Source	White 12 pcs	White 24 pcs	White 36 pcs	White 48 pcs
Optics	60° x 10° 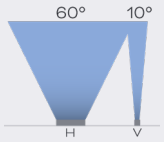			

Candela Distribution

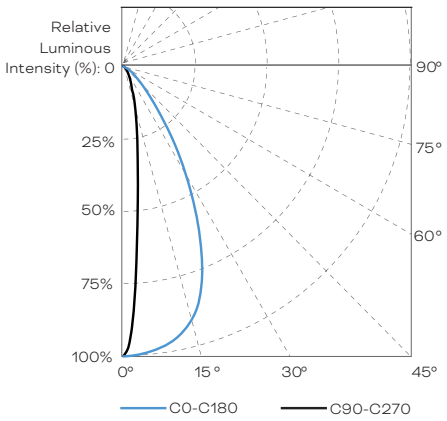

Light Output (DMX/RDM)

		Color	Luminous Flux (lm)	Center Intensity (cd)	Efficacy (lm/W)
300mm [1ft]	4W	4000K	264.3	933	66.1
	8W		604.6	2134	75.6
	12W		918.8	3242	76.6
	15W		1191.0	4203	79.4
600mm [2ft]	8W	4000K	555.8	1961	69.5
	16W		1274.9	4499	79.7
	24W		1929.4	6809	80.4
	30W		2509.6	8856	83.7
900mm [3ft]	12W	4000K	850.7	3002	70.9
	24W		1943.0	6857	81.0
	36W		2950.2	10411	82.0
	45W		3828.1	13510	85.1
1200mm [4ft]	16W	4000K	1150.1	4059	71.9
	32W		2636.0	9303	82.4
	48W		4001.7	14122	83.4
	60W		5189.3	18313	86.5

Luminaire setting: White-balance mode.

Illuminance at a Distance

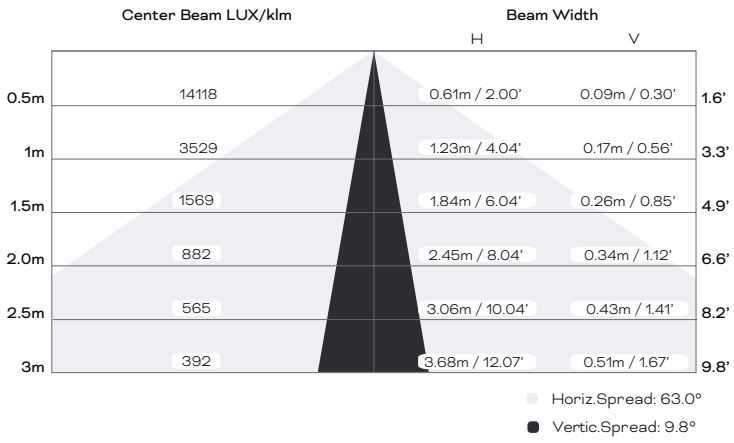

For Foot-candle divide by 10.7

IES and LDT files are available for download from the Traxon website.

©2026 TRAXON TECHNOLOGIES. ALL RIGHTS RESERVED.

SPECIFICATIONS ARE SUBJECT TO CHANGE WITHOUT NOTICE. ERRORS AND OMISSION EXCEPTED.

Fixture

Unit: mm [inches]

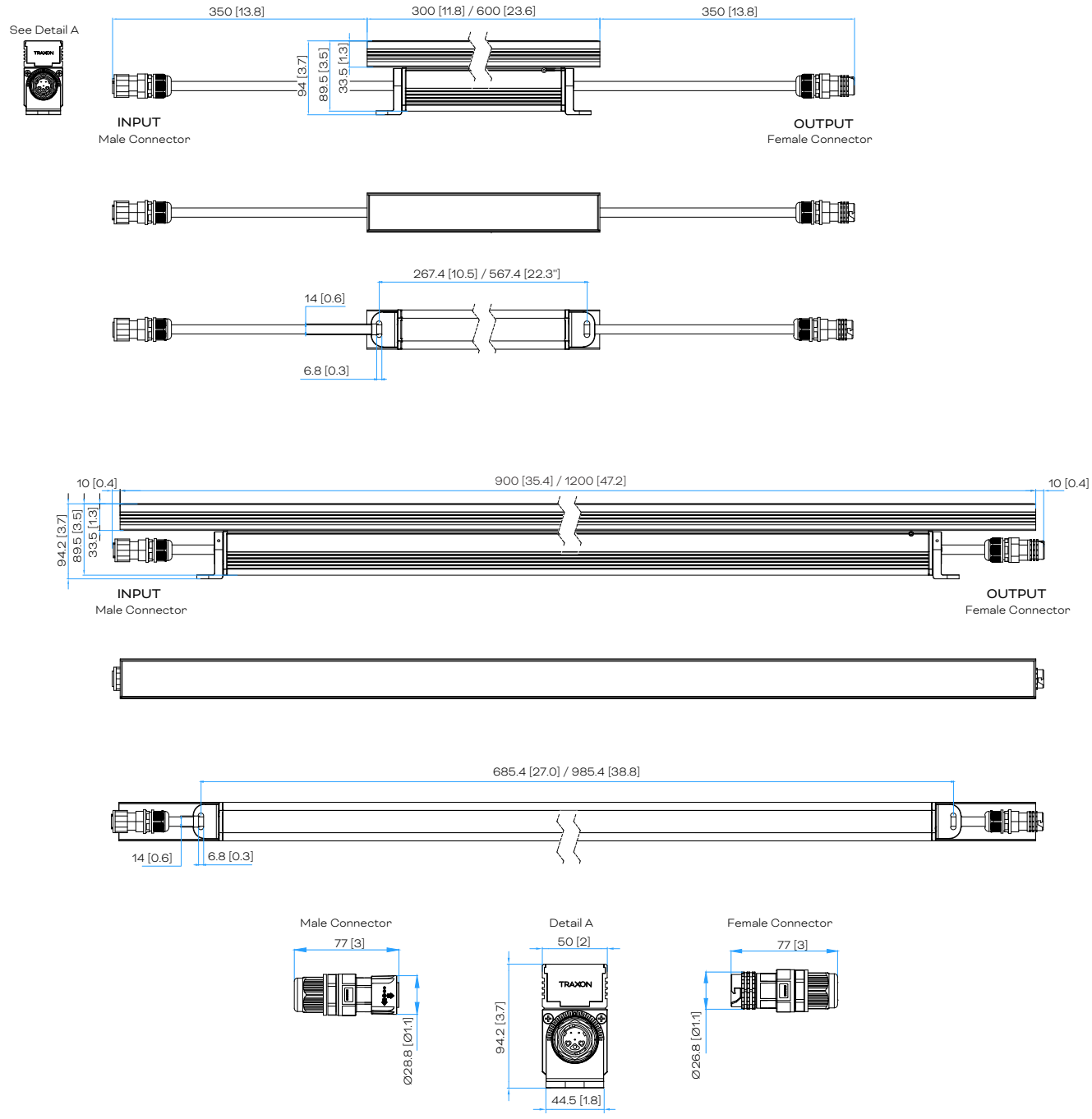

NOTE: Please see CAD files for additional dimensional data.

©2026 TRAXON TECHNOLOGIES. ALL RIGHTS RESERVED.

SPECIFICATIONS ARE SUBJECT TO CHANGE WITHOUT NOTICE. ERRORS AND OMISSION EXCEPTED.

Panel Mount Option

Unit: mm [inches]

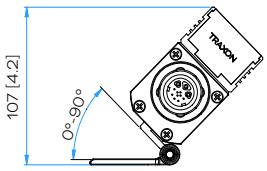

Mounting Bracket can be removed and rotated.

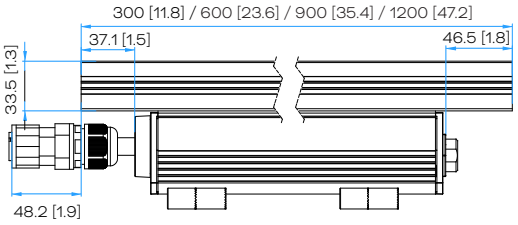

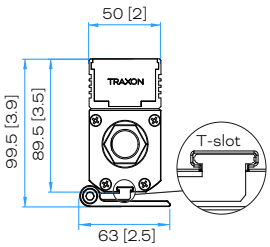

Mounting bracket location is adjustable and can be slid along the length of the T-slot of the fixture.

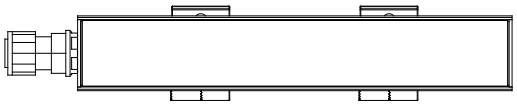

Panel Mount Bracket Dimension

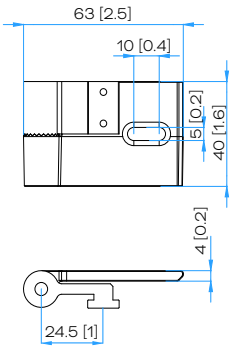

Stated min./max dimensions refer to spacing between two brackets.
300mm [1ft] Min: 80 [3.1] / Max: 150 [5.9]
600mm [2ft] Min: 100 [3.9] / Max: 450 [17.7]
900mm [3ft] Min: 200 [7.9] / Max: 750 [29.5]
1200mm [4ft] Min: 300[11.8] / Max: 1050 [41.3]

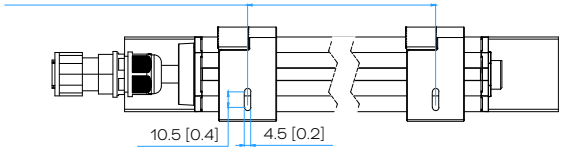

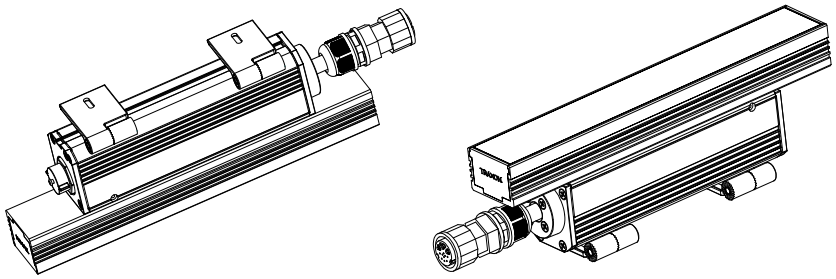

Minimum Clearance

Linear Plus

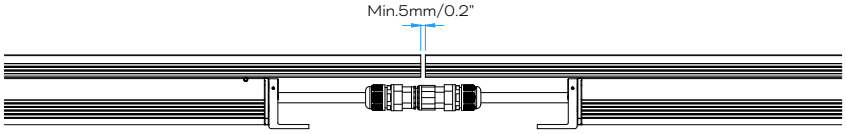

Linear Plus Panel Mount

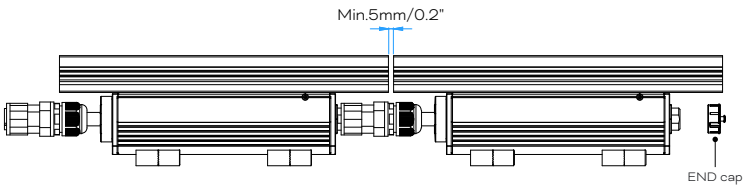

NOTE: For Panel Mount fixtures, the cables/connectors are already considered with minimum 5mm [0.2"] spacing when two fixtures are connected.

NOTE: Please see CAD files for additional dimensional data.

©2026 TRAXON TECHNOLOGIES. ALL RIGHTS RESERVED.

SPECIFICATIONS ARE SUBJECT TO CHANGE WITHOUT NOTICE. ERRORS AND OMISSION EXCEPTED.

Optical Accessories

Unit: mm [inches]

LINEAR PLUS LOUVER PLATE Discrete

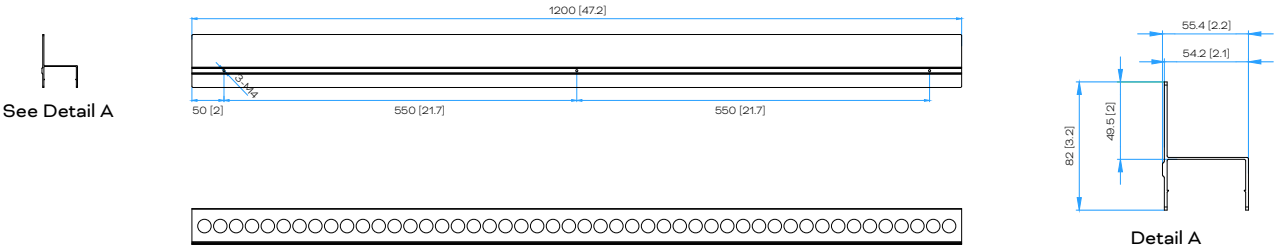

LINEAR PLUS LOUVER (ASYM) Discrete

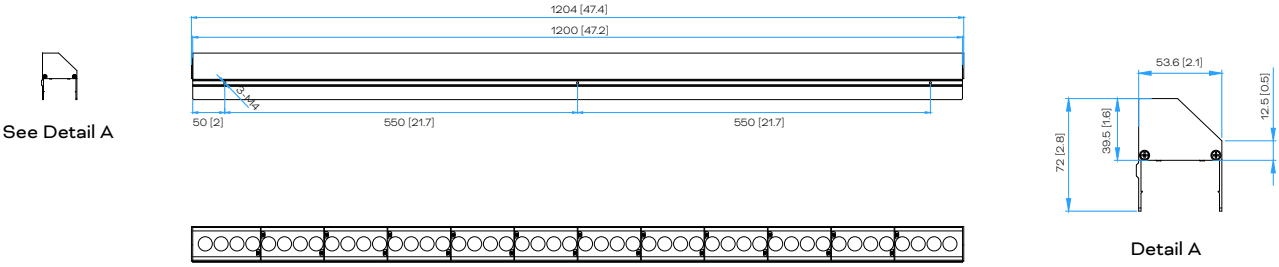

LINEAR PLUS LOUVER (SYM) Discrete

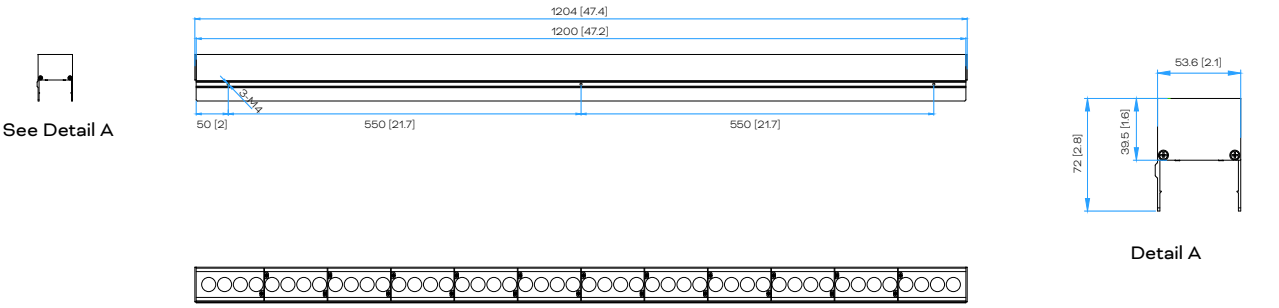

Color Finish: TX Signature Gray / Gray / Black / White

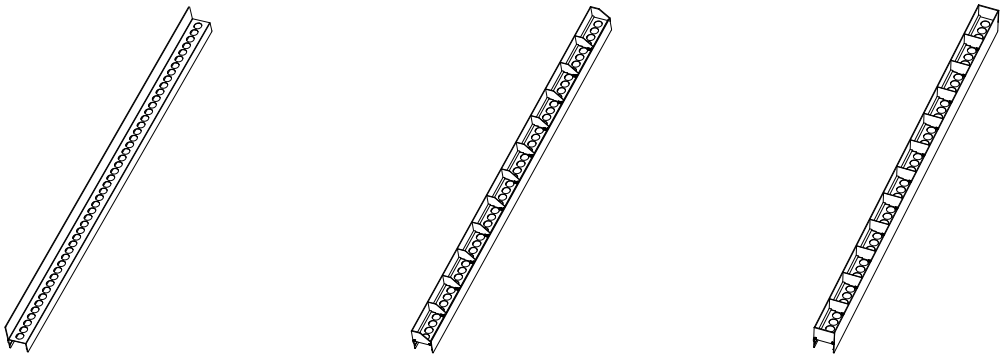

LINEAR PLUS LOUVER PLATE Discrete | LINEAR PLUS LOUVER (ASYM) Discrete | LINEAR PLUS LOUVER (SYM) Discrete

NOTE: 300mm [11.8"] / 600mm [23.6"] / 900mm [35.4"] / 1200mm [47.2"] are available.

NOTE: Please see CAD files for additional dimensional data.

©2026 TRAXON TECHNOLOGIES. ALL RIGHTS RESERVED.

SPECIFICATIONS ARE SUBJECT TO CHANGE WITHOUT NOTICE. ERRORS AND OMISSION EXCEPTED.

Mounting Accessories

LINEAR PLUS STAKE KIT (1 PC) (DA25103496855)

Unit: mm [inches]

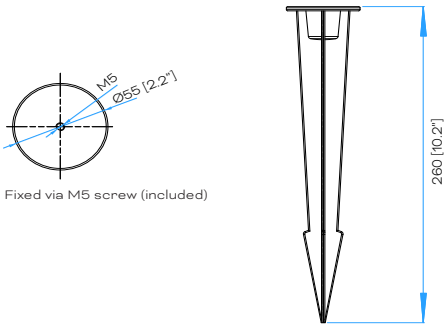

Color Finish: TX Signature Gray / Gray / Black / White

LINEAR PLUS WALL MOUNT ARM 300 / 600 / 900 (1 PC) (DA25103496555 / DA25103496655 / DA25103496755)

Unit: mm [inches]

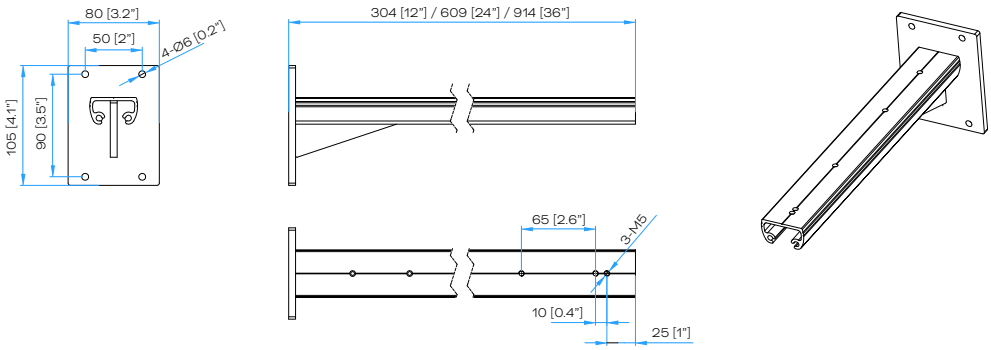

Color Finish: TX Signature Gray / Gray / Black / White

For the Linear Wall Mount Arm: Length options include 300mm (11.81") / 600mm (23.62") / 900mm (35.43")

LINEAR PLUS WALL MOUNT ARM EXTENDABLE 96-130 (1 PC) (DA25103496455)

Unit: mm [inches]

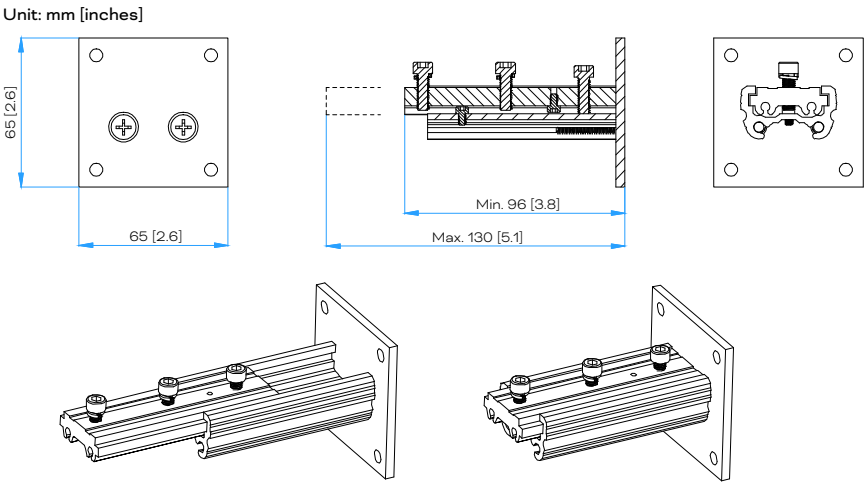

Color Finish: TX Signature Gray / Gray / Black / White

NOTE: Please see CAD files for additional dimensional data.

©2026 TRAXON TECHNOLOGIES. ALL RIGHTS RESERVED.

SPECIFICATIONS ARE SUBJECT TO CHANGE WITHOUT NOTICE. ERRORS AND OMISSION EXCEPTED.

Mounting Accessories

LINEAR PLUS CABLE CONCEALING KIT - FRONT (1PC) (DA26103671255)

Unit: mm [inches]

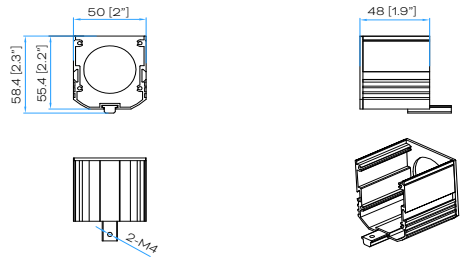

Color Finish: TX Signature Gray / Gray / Black / White

LINEAR PLUS CABLE CONCEALING KIT - MIDDLE (1PC) (DA25103513255)

Unit: mm [inches]

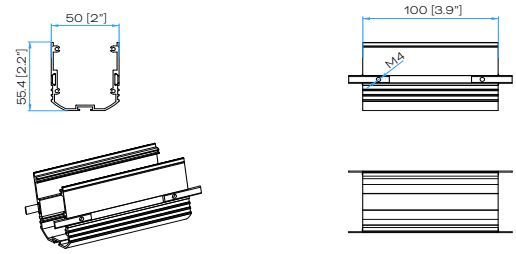

Color Finish: TX Signature Gray / Gray / Black / White

LINEAR PLUS CABLE CONCEALING KIT - END (1PC) (DA25103513355)

Unit: mm [inches]

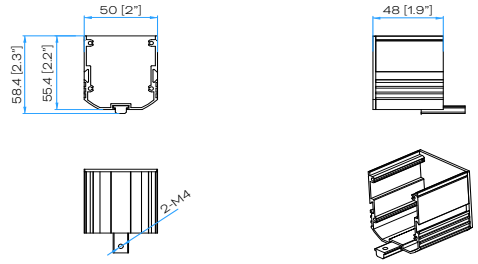

Color Finish: TX Signature Gray / Gray / Black / White

NOTE: Please see CAD files for additional dimensional data.

©2026 TRAXON TECHNOLOGIES. ALL RIGHTS RESERVED.

SPECIFICATIONS ARE SUBJECT TO CHANGE WITHOUT NOTICE. ERRORS AND OMISSION EXCEPTED.

Connection Accessories (DMX/RDM)

DMX Starter Cable

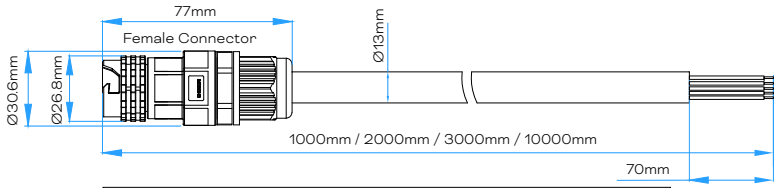

DMX Cable color connection

Female connector

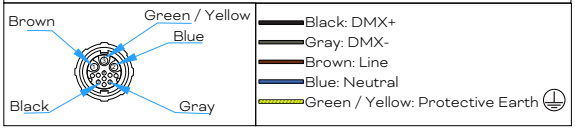

Black: DMX+
Gray: DMX-
Brown: Line
Blue: Neutral
Green / Yellow: Protective Earth

DMX Interconnection Cable

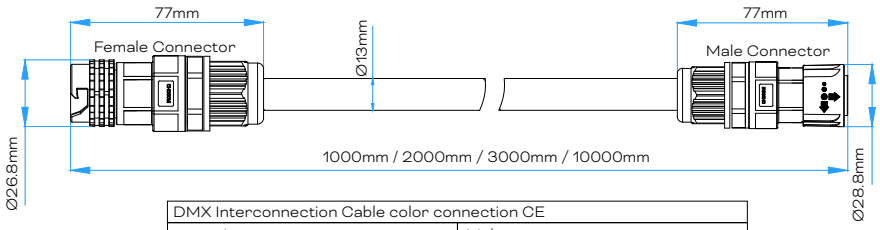

DMX Interconnection Cable color connection CE

Female connector	Male connector
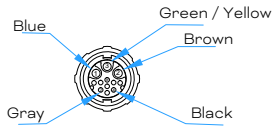	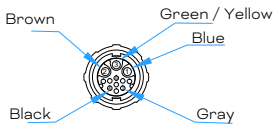

Black: DMX+
Gray: DMX-
Brown: Line
Blue: Neutral
Green / Yellow: Protective Earth

NOTE: Please see CAD files for additional dimensional data.

©2026 TRAXON TECHNOLOGIES. ALL RIGHTS RESERVED.

SPECIFICATIONS ARE SUBJECT TO CHANGE WITHOUT NOTICE. ERRORS AND OMISSION EXCEPTED.

Connection Accessories (0-10V)

0-10V Starter Cable

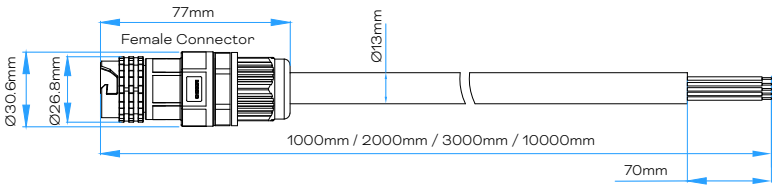

0-10V Cable color connection	
Female connector	
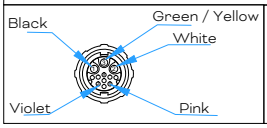	Black: Line White: Neutral Violet: 0-10V Data+ Pink: 0-10V Data- Green / Yellow: Protective Earth

0-10V Interconnection Cable

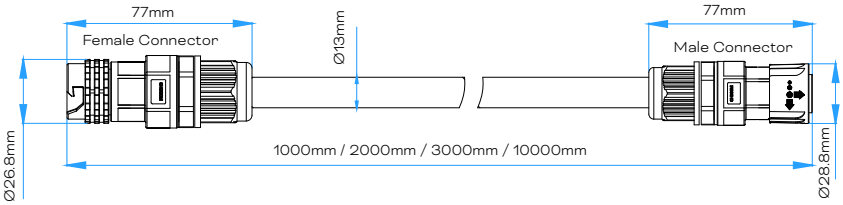

0-10V Cable color connection		
Female connector	Male connector	
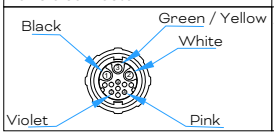	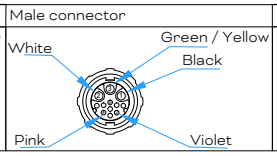	Black: Line White: Neutral Violet: 0-10V Data+ Pink: 0-10V Data- Green / Yellow: Protective Earth

NOTE: Please see CAD files for additional dimensional data.

©2026 TRAXON TECHNOLOGIES. ALL RIGHTS RESERVED.

SPECIFICATIONS ARE SUBJECT TO CHANGE WITHOUT NOTICE. ERRORS AND OMISSION EXCEPTED.

Wiring Diagram without TYPE-1 Injector

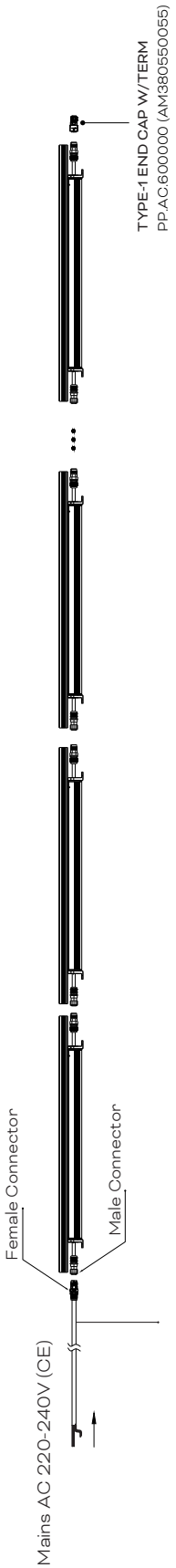

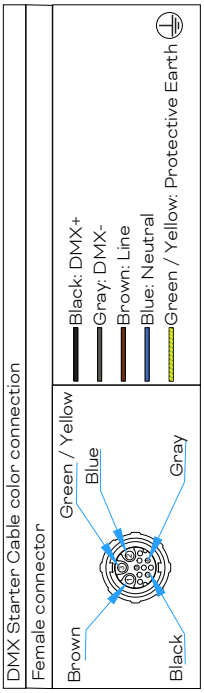

- Maximum number of fixtures is based on minimal interconnection lengths fixture to fixture.
- Actual number of fixtures is dependent on cable interconnection lengths. The number of fixtures will reduce if longer cable lengths are used.
- Please consult regional sales office to confirm maximums.

Maximum Number of Fixture per Chain

Length	Wattage	220-240V AC
300mm [1ft]	15W	92
600mm [2ft]	30W	62
900mm [3ft]	45W	49
1200mm [4ft]	60W	41

©2026 TRAXON TECHNOLOGIES. ALL RIGHTS RESERVED.

SPECIFICATIONS ARE SUBJECT TO CHANGE WITHOUT NOTICE. ERRORS AND OMISSION EXCEPTED.

Wiring Diagram with TYPE-1 Injector

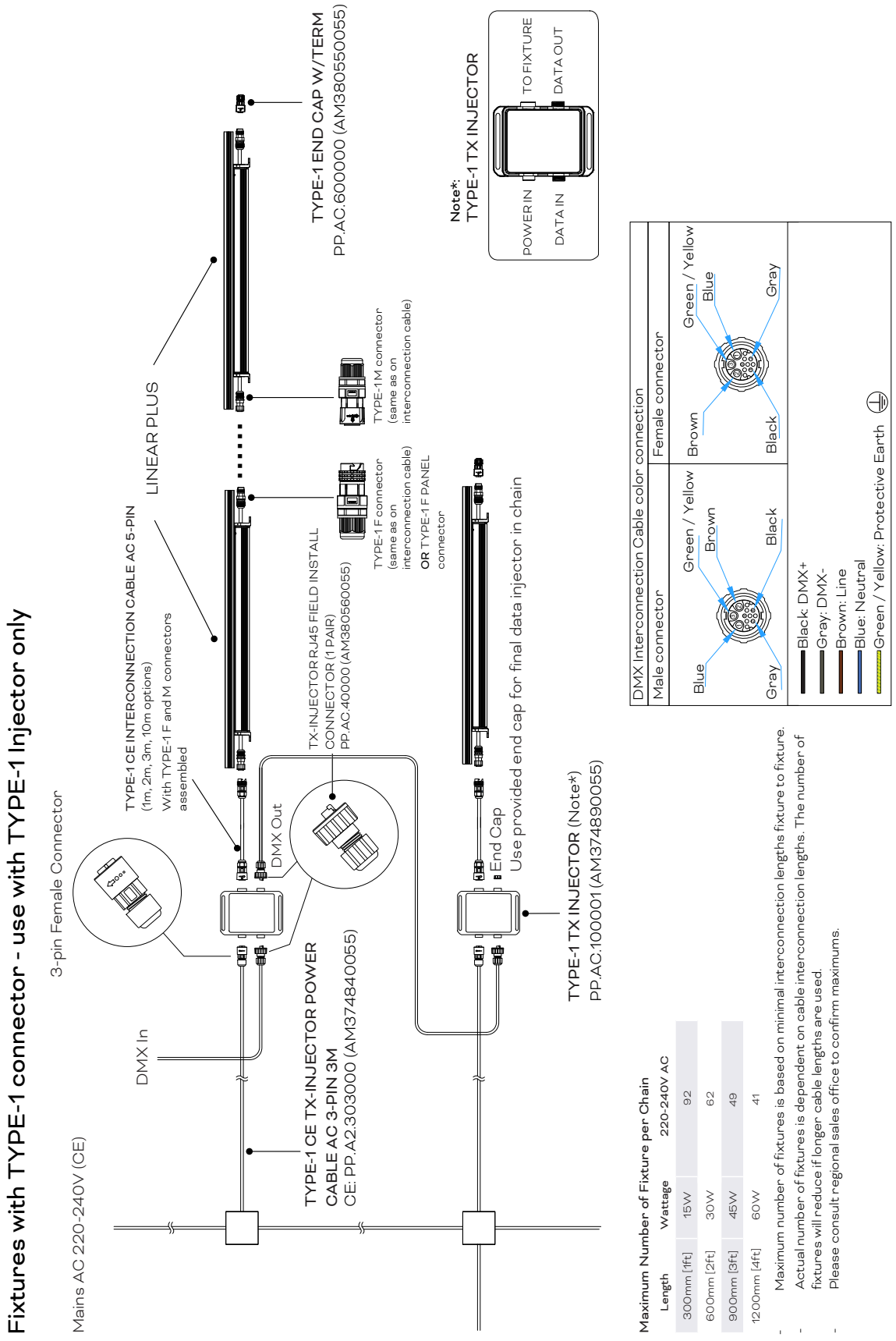

Maximum Number of Fixture per Chain

Length	Wattage	220-240V AC
300mm [1ft]	15W	92
600mm [2ft]	30W	62
900mm [3ft]	45W	49
1200mm [4ft]	60W	41

- Maximum number of fixtures is based on minimal interconnection lengths fixture to fixture.
- Actual number of fixtures is dependent on cable interconnection lengths. The number of fixtures will reduce if longer cable lengths are used.
- Please consult regional sales office to confirm maximums.

©2026 TRAXON TECHNOLOGIES. ALL RIGHTS RESERVED.

SPECIFICATIONS ARE SUBJECT TO CHANGE WITHOUT NOTICE. ERRORS AND OMISSION EXCEPTED.

Wiring Diagram with Starter Cable (0-10V)

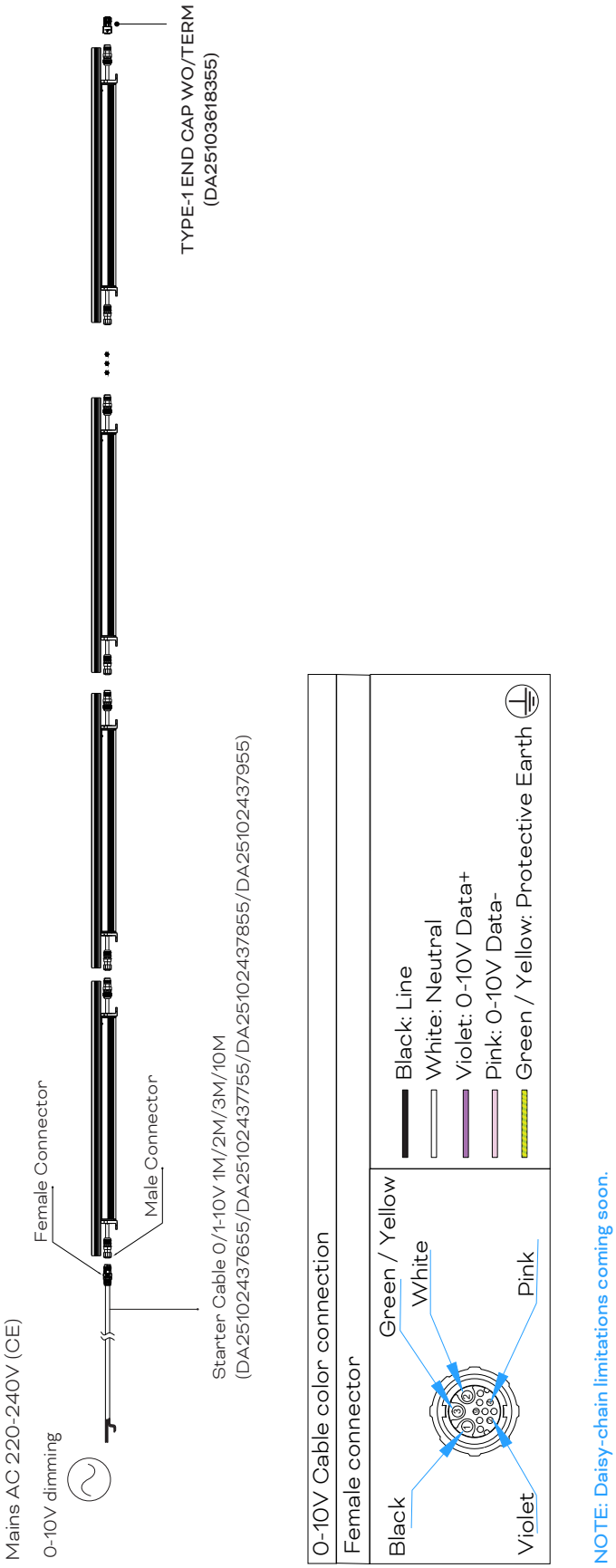

NOTE: Daisy-chain limitations coming soon.

©2026 TRAXON TECHNOLOGIES. ALL RIGHTS RESERVED.

SPECIFICATIONS ARE SUBJECT TO CHANGE WITHOUT NOTICE. ERRORS AND OMISSION EXCEPTED.

Model Number Builder

LI.	PL.	1	NN	2	N	1	N	N	N	1	N	N	N	1	00
		Housing	Power per 0.3m (1ft)	LED	CCT**	CRI	Optics/Beam	Length	Control	Approbation	Color Finish	Pixel*	Cable/ Connector		
			04 - 4W	5 - White	1 - 2200K	1 - Default	1 - 10°	1 - 300mm (1ft)	1 - DMX/ RDM	1 - CE	0 - TX Signature Gray	0 - N/A (for 0-10V)	1 - Type 1		
			08 - 8W		2 - 2700K		3 - 20°	2 - 600mm (2ft)	2 - 0-10V		1 - Gray	1 - 1PXL/fixture	2 - Type 3 ***		
			12 - 12W		3 - 3000K		5 - 30°	3 - 900mm (3ft)			2 - Black	2 - 2PXL/fixture	3 - Type 1 Panel		
			15 - 15W		4 - 3500K		7 - 40°	4 - 1200mm (4ft)			3 - White	3 - 3PXL/fixture			
					5 - 4000K		9 - 60°					4 - 4PXL/fixture			
					6 - 5700K		A - 105°								
					7 - 6500K		B - 60°x10°								
							D - 60°x30°								

* Standard Pixel (RDM/DMX version): 300mm fixture - 1PXL, 600mm fixture - 2PXL, 900mm - 3PXL, 1200mm fixture - 4 PXL.
** CCT 6500K is on demand.
*** TYPE-3 connector is on demand.

EXAMPLE LINEAR PLUS 60W WHITE 2200K 10° 1200 CE 4PXL (CC)
Model Number: LI.PL.1152311411041100

LI.	PL.	1	15	2	3	1	1	4	1	1	0	4	1	1	00

Project Model Number

CL.	PL.	1		2		1				1				1	00

Injector

Model No.	Description	Item Code
PP.AC.100001	TYPE-1 TX INJECTOR	AM374890055
PP.AC.100002	TYPE-1 TX INJECTOR BL	AM374900055
PP.AC.100003	TYPE-1 TX INJECTOR WT	AM374910055
PP.AC.400000	TX INJECTOR RJ45 FLD CTRS (PAIR)	AM380560055

Cable/Connector

Model No.	Description	Item Code
PP.A2.303000	TYPE-1 CE TX-INJECTOR POWER CABLE AC 3-PIN 3M	AM374840055
XE.IG.0100000	TYPE-1 CE INTERCONNECTION CABLE AC 5-PIN 1M	AM473670055
XE.IG.0200000	TYPE-1 CE INTERCONNECTION CABLE AC 5-PIN 2M	AM473660055
XE.IG.0300000	TYPE-1 CE INTERCONNECTION CABLE AC 5-PIN 3M	AM473650055
XE.IG.1000000	TYPE-1 CE INTERCONNECTION CABLE AC 5-PIN 10M	AM473640055
CA.SC.CC301000	TYPE-1 CE STARTER CABLE AC 5-PIN 1M	DA23100149755
CA.SC.CC302000	TYPE-1 CE STARTER CABLE AC 5-PIN 2M	DA23100149855
CA.SC.CC303000	TYPE-1 CE STARTER CABLE AC 5-PIN 3M	DA23100149955
CA.SC.CC310000	TYPE-1 CE STARTER CABLE AC 5-PIN 10M	DA23100150055
PP.AC.600000	TYPE-1 END CAP W/TERM	AM380550055
CA.IC.CCB01000	INTERCONNECTION CABLE CC AC 5-PIN 1M 0/1-10V CE	DA25102436855
CA.IC.CCB02000	INTERCONNECTION CABLE CC AC 5-PIN 2M 0/1-10V CE	DA25102436955
CA.IC.CCB03000	INTERCONNECTION CABLE CC AC 5-PIN 3M 0/1-10V CE	DA25102437055
CA.IC.CCB10000	INTERCONNECTION CABLE CC AC 5-PIN 10M 0/1-10V CE	DA25102437155
CA.SC.CCB01000	STARTER CABLE CC AC 5-PIN 1M 0/1-10V CE	DA25102437655
CA.SC.CCB02000	STARTER CABLE CC AC 5-PIN 2M 0/1-10V CE	DA25102437755
CA.SC.CCB03000	STARTER CABLE CC AC 5-PIN 3M 0/1-10V CE	DA25102437855
CA.SC.CCB10000	STARTER CABLE CC AC 5-PIN 10M 0/1-10V CE	DA25102437955
N/A	TYPE-1 END CAP WO/TERM	DA25103618355

©2026 TRAXON TECHNOLOGIES. ALL RIGHTS RESERVED.

SPECIFICATIONS ARE SUBJECT TO CHANGE WITHOUT NOTICE. ERRORS AND OMISSION EXCEPTED.

Optical Accessories

Model No.	Description	Item Code
LIPL.LO-S.6L1000	LINEAR PLUS LOUVER (SYM) Discrete 300	DA25103492855
LIPL.LO-S.7L1000	LINEAR PLUS LOUVER (SYM) Discrete 600	DA25103492955
LIPL.LO-S.8L1000	LINEAR PLUS LOUVER (SYM) Discrete 900	DA25103493055
LIPL.LO-S.9L1000	LINEAR PLUS LOUVER (SYM) Discrete 1200	DA25103493155
LIPL.LO-A.6L1000	LINEAR PLUS LOUVER (ASYM) Discrete 300	DA25103493255
LIPL.LO-A.7L1000	LINEAR PLUS LOUVER (ASYM) Discrete 600	DA25103493355
LIPL.LO-A.8L1000	LINEAR PLUS LOUVER (ASYM) Discrete 900	DA25103493455
LIPL.LO-A.9L1000	LINEAR PLUS LOUVER (ASYM) Discrete 1200	DA25103493555
LIPL.LO-P.6L1000	LINEAR PLUS LOUVER PLATE Discrete 300	DA25103493655
LIPL.LO-P.7L1000	LINEAR PLUS LOUVER PLATE Discrete 600	DA25103493755
LIPL.LO-P.8L1000	LINEAR PLUS LOUVER PLATE Discrete 900	DA25103493855
LIPL.LO-P.9L1000	LINEAR PLUS LOUVER PLATE Discrete 1200	DA25103493955

Mounting Accessories

Model No.	Description	Item Code
N/A	LINEAR PLUS WALL MOUNT ARM EXTENDABLE 96-130 (1 PC)	DA25103496455
N/A	LINEAR PLUS WALL MOUNT ARM 300 (1 PC)	DA25103496555
N/A	LINEAR PLUS WALL MOUNT ARM 600 (1 PC)	DA25103496655
N/A	LINEAR PLUS WALL MOUNT ARM 900 (1 PC)	DA25103496755
N/A	LINEAR PLUS STAKE KIT (1 PC)	DA25103496855
N/A	LINEAR PLUS CABLE CONCEALING KIT - MIDDLE (1PC)	DA25103513255
N/A	LINEAR PLUS CABLE CONCEALING KIT - END (1PC)	DA25103513355
N/A	LINEAR PLUS CABLE CONCEALING KIT - FRONT (1PC)	DA26103671255

©2026 TRAXON TECHNOLOGIES. ALL RIGHTS RESERVED.
SPECIFICATIONS ARE SUBJECT TO CHANGE WITHOUT NOTICE. ERRORS AND OMISSION EXCEPTED.