

# SYMPL input Node



## e:cue SYMPL input Node

The e:cue SYMPL input Node is an eight-channel analog input interface for use with e:cue's lighting control solution SYMPHOLIGHT. It provides eight independent analog 10 V inputs, four inputs also support 20 mA constant current input, configurable with four slide switches. The e:cue SYMPL input Node can be powered by an external power supply or via Power-over-Ethernet. It is easily mounted on standard 35 mm DIN rails, or with a key hole in the housing base on walls or on any stable vertical surface. The e:cue SYMPL input Node is a simple, reliable and easy to use interface solution for e:cue lighting control solutions with SYMPHOLIGHT.

## Highlights

- Eight analog inputs for 0 ... 10 V, four inputs switchable to 0 ... 20 mA input
- Input configuration with slide switches
- Flexible mounting on 35 mm DIN rails or surfaces
- Simple and easy integration in e:cue SYMPHOLIGHT

## Delivery scope

- e:cue SYMPL input Node
- Safety instructions
- Welcome note

## Identcode

AB444200035

## Technical data

Dimensions (W x H x D)	53.5 x 90.5 x 62 mm/ 2.1 x 3.6 x 2.4 in (excl. fastening clip)
Weight	100 g / 0.22 lb

## e:cue Interfaces

Lighting applications are heterogenous by nature. e:cue interfaces serve to integrate many networks, protocols and third party products into e:cue solutions. They also aid in applying special control functions for fixtures, they integrate analog or mechanical signaling into the digital world and offer bridging functions. e:cue interfaces are the links to bring together the many techniques and technologies of lighting control.

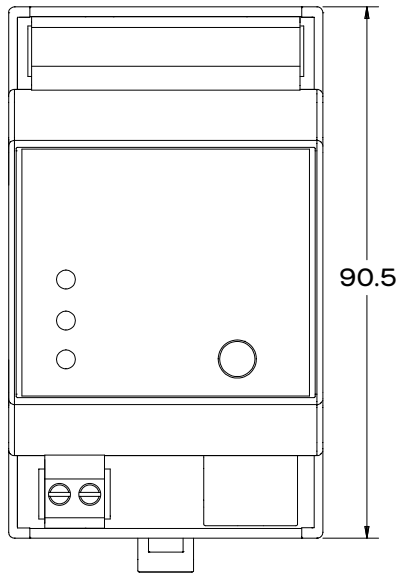
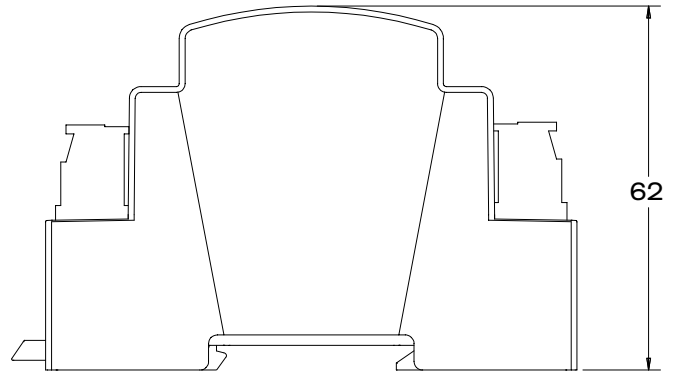
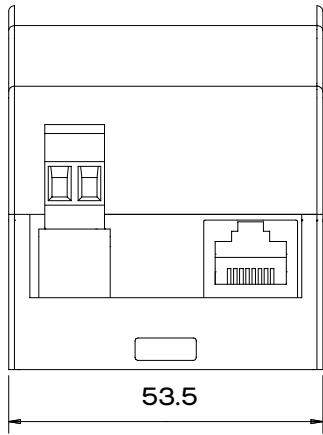
Power supply	24 V DC (terminal plug) wire gauge: 0.205 ... 3.31 sqmm; or PoE IEEE 802.3af on RJ-45
Power consumption	1.2 W
Operating temperature	-20 ... 50 °C / -4 ... 122 °F
Storage temperature	-20 ... 70 °C / -4 ... 158 °F
Electrical safety	SELV
Op./storage humidity	0 ... 80% non-condensing
Protection Class	IP20
Housing material	Self extinguishing blend PC/ABS UL document E140692
Mounting	on 35 mm DIN rail (EN 60715), 3 units or with key hole on any stable vertical surface
Certification	CE, ETL, UKCA

## Interface specifications

Interfaces	8 x analog inputs 0 ... 10 V, 4 of them switchable to 0 ... 20 mA common ground connector terminal plug row wire gauge: 0.08 ... 1.31 sqmm
Interface specifications	max. input voltage 12 V DC max. input current 30 mA input impedance 10 V 40 kΩ input impedance 20 mA 150 Ω
Ethernet-Port	1 x e:net 10/100 Mbit/s, RJ-45
User interface	LEDs for error, Ethernet activity, device status, input indicators Identify button

Dimensions

All measures in mm



Intertek  
4000805

Conforms to ANSI/UL Std. 62368-1  
Certified to CSA Std. C22.2 NO. 62368-1