

# SYMPL e:bus Node



## e:cue SYMPL e:bus Node

The e:cue SYMPL e:bus Node is a single channel e:bus interface for use with e:cue's lighting control solution SYMPHOLIGHT. It provides an e:bus interface for up to eight e:bus devices like e:cue GLASS TOUCH terminals. The e:cue SYMPL e:bus Node is powered by an external power supply or via Ethernet PoE. It is easily mounted on standard 35 mm DIN rails, or with a key hole in the housing base on walls or on any stable vertical surface. The e:cue SYMPL e:bus Node is a simple, reliable and easy to use interface solution for e:cue lighting control solutions with SYMPHOLIGHT.

## Highlights

- One e:bus interface for up to eight e:bus devices
- Flexible mounting on 35 mm DIN rails or surfaces
- Fast and easy integration in e:cue SYMPHOLIGHT

## Delivery scope

- e:cue SYMPL e:bus Node
- Safety instructions
- Welcome note

## Identcode

AB444210035

## e:cue Interfaces

Lighting applications are heterogenous by nature. e:cue interfaces serve to integrate many networks, protocols and third party products into e:cue solutions. They also aid in applying special control functions for fixtures, they integrate analog or mechanical signaling into the digital world and offer bridging functions. e:cue interfaces are the links to bring together the many techniques and technologies of lighting control.

## Technical data

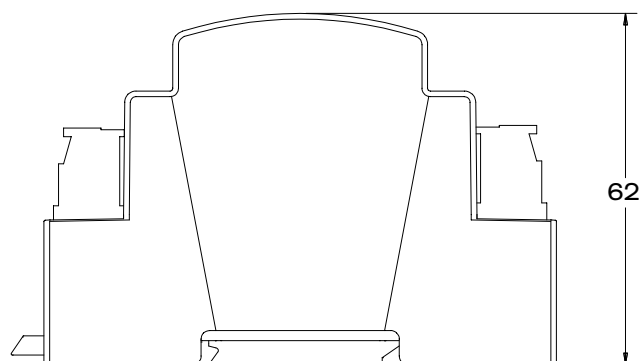
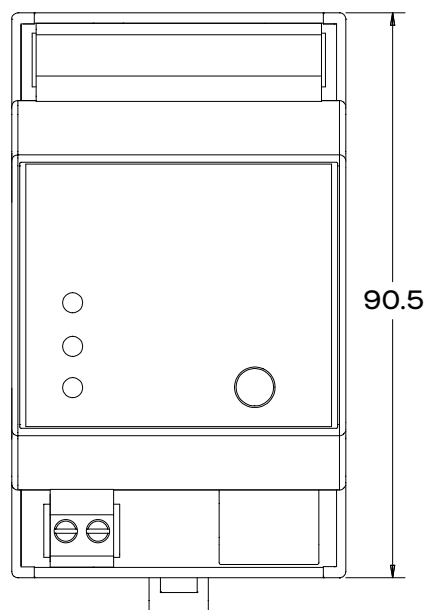
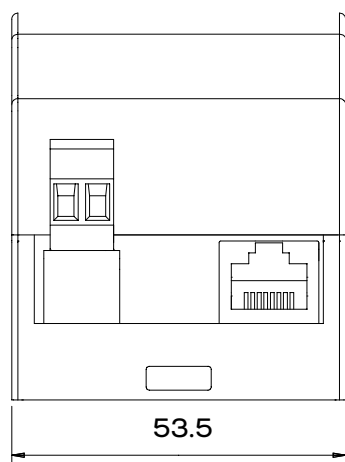
Dimensions (W x H x D)	53.5 x 90.5 x 62 mm/ 2.1 x 3.6 x 2.4 in (excl. fastening clip)
Weight	100 g / 0.22 lb
Power supply	24 V DC (terminal plug) wire gauge: 0.25 ... 3.31 sqmm; or PoE IEEE 802.3af on RJ45
Power consumption	max. 6.5 W
Operating temperature	-20 ... 50 °C / -4 ... 122 °F
Storage temperature	-20 ... 70 °C / -4 ... 158 °F
Electrical safety	SELV
Op./storage humidity	0 ... 80% non-condensing
Protection Class	IP20
Housing material	Self extinguishing blend PC/ABS UL document E140692
Mounting	on 35 mm DIN rail (EN 60715), 3 units or with key hole on any stable vertical surface
Certification	CE, ETL, UKCA

## Interface specification

Interfaces	1 x e:bus on 2-pin terminal plug
Interface specifications	$V_{Bus} = 19 \text{ V DC}$ max. bus load current: 240 mA fused screw terminal wire gauge: 0.081 ... 1.31 sqmm no hot-plug support max. 8 e:bus devices
Ethernet-Port	1 x e:net 10/100 Mbit/s, RJ45
User interfaces	LEDs for error, Ethernet activity, device status, e:bus status Identify button

**Dimensions**

All measures in mm



Intertek  
4000805

Conforms to ANSI/UL Std. 62368-1  
Certified to CSA Std. C22.2 NO. 62368-1