



TRAXON Go[→]

Pixel Ribbon Go Indoor



Project: _____

Type: _____



DMX 512



IP20

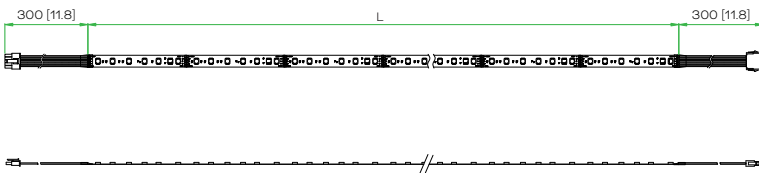
The Traxon Pixel Ribbon Go Indoor is a flexible, IP20-rated neon strip alternative, now designed specifically for indoor applications. This DMX512-controllable light strip is ideal for high-quality colored light displays, featuring an open beam version that provides broad, uniform light distribution across interior spaces. With a 100mm / 4" pixel pitch, the Pixel Ribbon Go offers an assortment of colors and CCT options, customizable lengths, and adaptable cable feed positions for precise installation, making it a versatile solution for ambient and decorative indoor lighting.

Features


- IP67 Rating: Suitable for outdoor use, protected against dust and water.
- DMX512 Control.
- Pixel Pitch: 100mm [4"] pixel pitch, allowing for precise pixel control.

Dimensions

Unit: mm [inch]



Color Options



Beam Angle



NOTE: please see Dimensional page for all options.



Product Specifications

LED Color	RGBW (W: 6500K)	RGB	DW (W: 2700K+5700K)	W 4000K	W 3000K	W2700K
Light Source	High intensity SMT RGBW 4 in 1 LEDs			White LEDs		
Color Range	16.7 Million additive RGB colors			N / A		
Pixels	10 pixels/m					
LED pitch	RGBW, RGB: 16.7mm [0.66"] DW, W4000K, W3000K, W2700K: 8.3mm [0.33"]					
Pixel Pitch	100 mm [3.93"]					
Cutting Pitch	100 mm [3.93"]					
CRI for White LED	> 80					
SDCM for White LED	White Color uniformity: 3 SDCM					
Luminous Flux	631 lm/m	352 lm/m	893 lm/m	925 lm/m	855 lm/m	828 lm/m
Efficacy	43 lm/W	31 lm/W	93 lm/W	95 lm/W	89 lm/W	86 lm/W
Beam Angles	120°					
Mounting	3M adhesive tape on Ribbon; various mounting tracks optional					
Dimensions (W x H)	12mm [0.47"] x 2mm [0.08"]					
Max. Length	8m [26.25'] / roll	8m [26.25'] / roll	10m [32.81'] / roll	10m [32.81'] / roll	10m [32.81'] / roll	10m [32.81'] / roll
Weight (per roll)	233g [0.51lbs]	233g [0.51lbs]	265g [0.58bs]	265g [0.58bs]	265g [0.58bs]	265g [0.58bs]
Minimum Bend Radius	30mm [1.18"]					
Regulatory Listing & Safety Approval	CE, UKCA					
Operating Temperature	-20°C to +50°C / -4°F to 122°F					
Storage Temperature	-40°C to +70°C / -40°F to 158°F					
Environment	Indoor, IP20					
Humidity	0 to 90% non-condensing					

Electrical Specifications

Input Voltage	24V DC					
Power Consumption (Typ)	14.4 W	11 W	9.6 W	9.6 W	9.6 W	9.6 W

System Specifications

Control	DMX512
Power Supply	24V DC Indoor
Addressing Options	Manual Addressing with TX Smart Addresser

LED CHARACTERISTICS Because LEDs are semiconductor devices, their performances are subject to inherent variability commonly found in semiconductor industry. To improve consistency in performance across the same product, LED manufacturers "sort" LEDs into bins according to different preset parameters, such as forward driving voltage, illumination, etc. Whereas binning is a sorting function, it is not a correction process. Inherent variability in the manufacturing process results always in different binning distributions according to different production lots. Traxon uses automatically binned LEDs on its products, thereby minimizing output variations within the model range.

As with all electronic devices, LED output degrades over time – a term called lumen depreciation. This also explains why it is nearly impossible to expect photometric performances of two LED products with different service life spans to be the same. The rate of LED degrade is a complicate function of many factors such as operating efficiency, duration of continuous operation, and more significantly, environmental conditions (ambient temperature for example). If allowed working under optimal operating temperature range and with good ventilation, LED devices enjoy long service lives over conventional light sources. When using/installing LED devices, care should be taken to ensure that the devices will operate within the operating conditions specified in respective product literature.

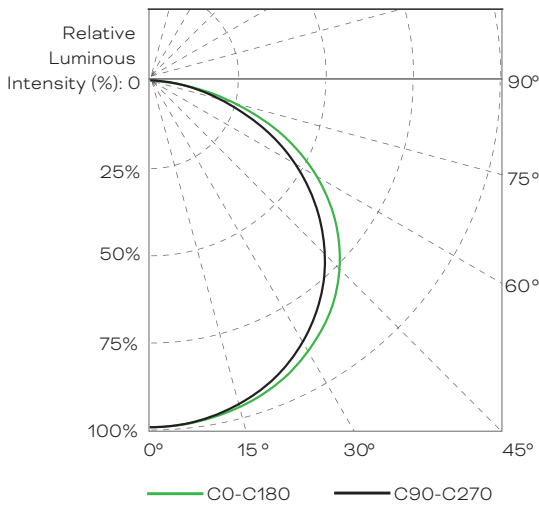
This product contains a light source of energy efficiency class G to Regulation (EU) No 2019/2015. Lumen measurement complies with LM-79-08 standard. Lumen maintenance is calculated based on LM-80 compliant measurement.



Source Specifications

Light Source	High intensity SMT RGBW & White LEDs
Beam Angle	120°

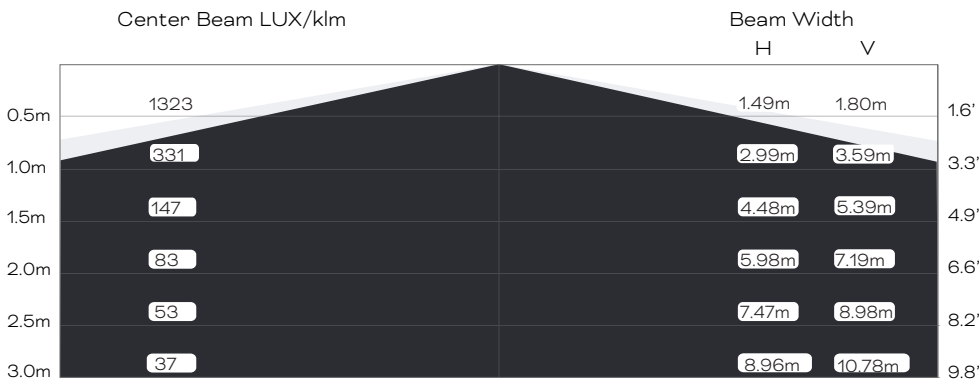
Candela Distribution



Light Output

Clear	
Color	Luminous Flux (lm)
RGBW	
RGBW (full-on)	631.2
RGB	351.8
Red	75.07
Green	213.8
Blue	58.24
White (RGB off)	281.3
RGB	
RGB (full-on)	351.8
Red	75.07
Green	213.8
Blue	58.24
DW	
DW (full-on)	892.8
WW (2700K)	461.8
CW (5700K)	431.2
White	
2700K	828.48
3000K	855.84
4000K	925.4

Illuminance at a Distance



■ Horiz. Spread: 112.4°
■ Vertic. Spread: 121.8°

For fc divide by 10.7

IES and LDT files are available for download from the Traxon website.

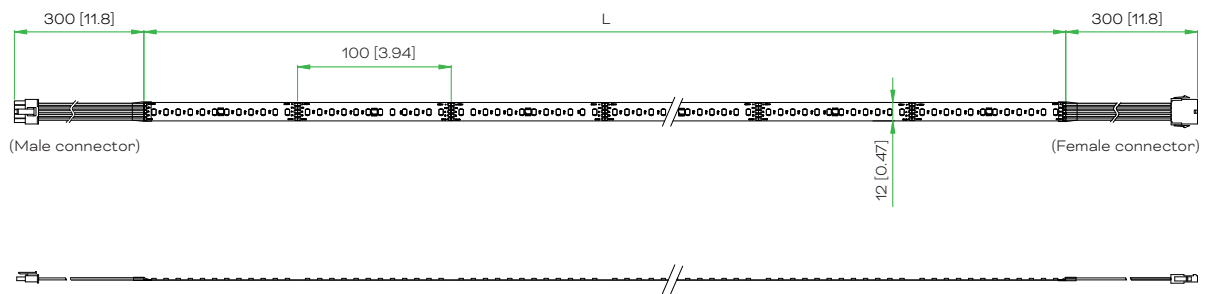


Fixture

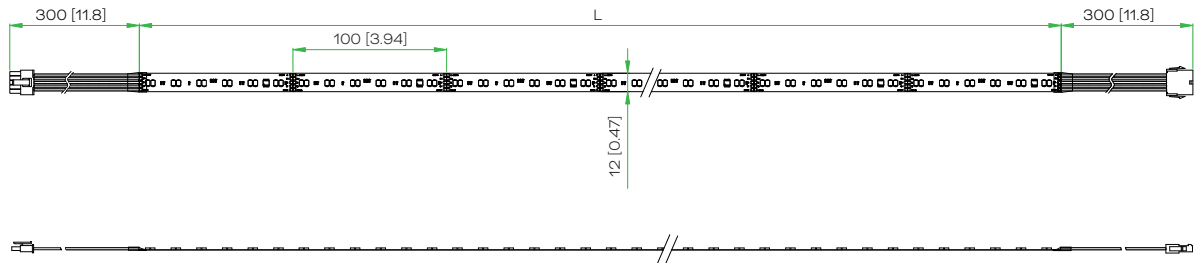
Model	Max. Ribbon length with single power feed	Actual product length with end cap at 2-ends, L
RGBW (14.4W/m) & RGB (11W/m)	8000mm [315"]	8000mm [315"] ± 10mm [0.39"]
DW & W (9.6W/m)	10000mm [393.7"]	10000mm [393.7"] ± 10mm [0.39"]

Unit: mm [inch]

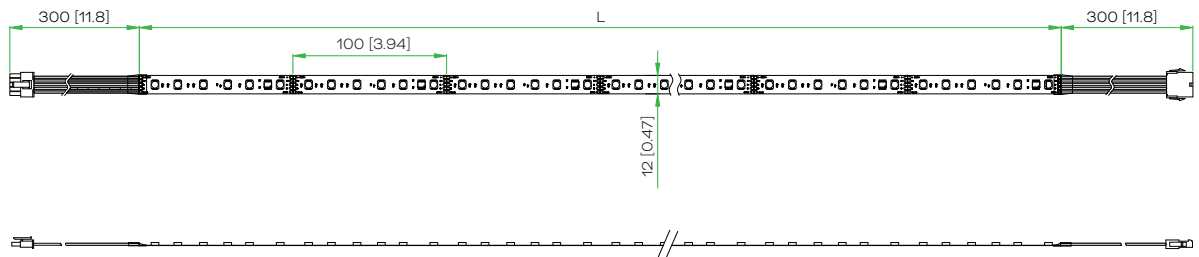
White



DW



RGB&RGBW



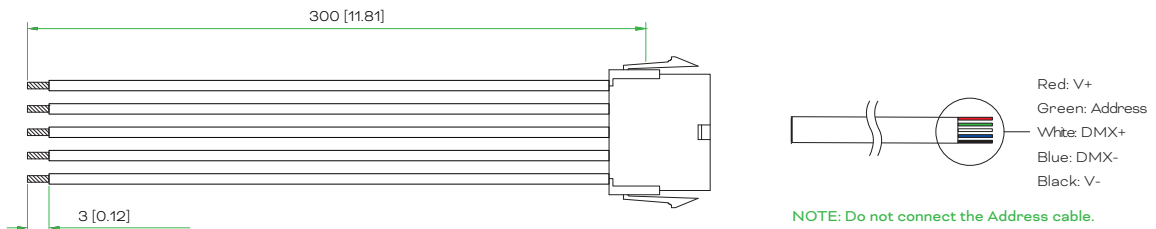
Remark: For other customized lengths (in multiple of 100mm / 4"), the actual product length would be the requested length ± 10mm [0.39"].



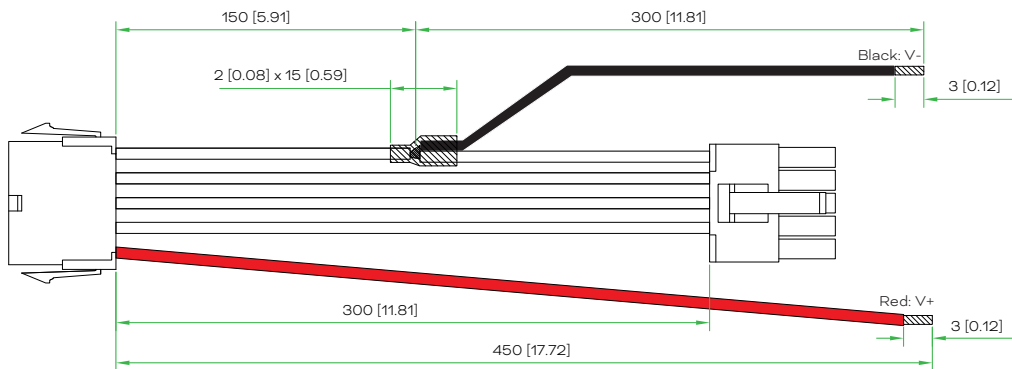
Connection Accessories

Unit: mm [inch]

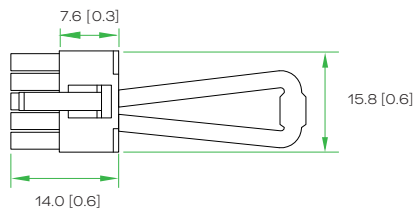
PIXEL RIBBON GO OB 5PIN STARTER CABLE 0.3M IP20 (DA24102371455)



PIXEL RIBBON GO OB 5PIN POWER INJ Y-CABLE IP20 (DA24102371555)

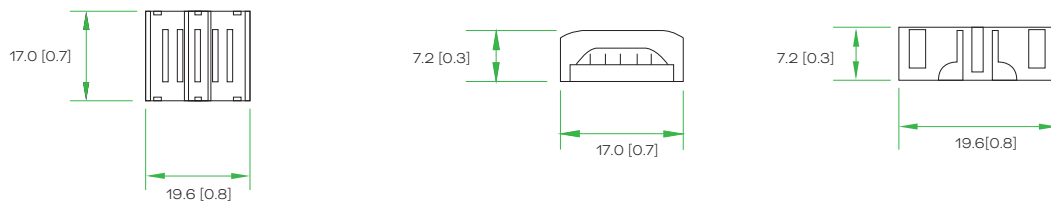


PIXEL RIBBON GO OB 5PIN ENDCAP 120OHM IP20 (5PCS) (DA24102371655)



RB-RB 5PIN CONNECTOR IP20 (10PCS) (AM400830055)

For ribbon to ribbon re-connection after cutting. Cutting should be done every 100 mm (per pixel pitch).

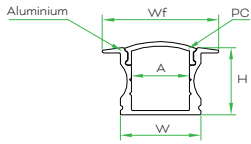




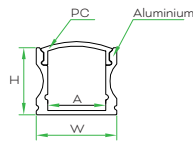
Mounting Accessories

Unit: mm [inch]

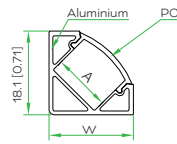
ALUMINIUM MOUNTING CHANNELS



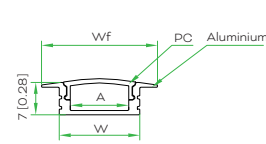
U-channel 1201



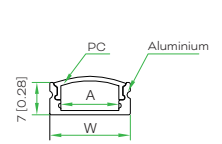
U-channel 1202



V-channel 1203



U-channel 1204



U-channel 1205


	U-Channel 1201	U-Channel 1202	V-Channel 1203	U-Channel 1204	U-Channel 1205
Item Code	AM400880055	AM400890055	AM400920055	AM400900055	AM400910055
W	17.3 [0.68]	17.3 [0.68]	18.1 [0.71]	17.3 [0.68]	17.3 [0.68]
Wf	25 [0.98]	-	-	25 [0.98]	-
A	12.5 [0.49]	12.5 [0.49]	12.5 [0.49]	12.5 [0.49]	12.5 [0.49]
H	14.5 [0.57]	14.5 [0.57]	18.1 [0.71]	7 [0.28]	7 [0.28]
Length	1000 [39.37]	1000 [39.37]	1000 [39.37]	1000 [39.37]	1000 [39.37]

* NOTE: Pixel Ribbon Go Flat is mounted to the channel with 3M tape.



Typical Wiring with 5-pin Starter Cable

NOTE: Mounting accessories not shown.




NOTE: Do not connect the Address cable.
 This wiring diagram shows only typical connections. Actual wiring depends on Ribbon configuration and installation. Actual no. varies according to cable lengths and signal source.
 Please consult your local Traxon office for aid.



Typical Power Injection Wiring with Y-cable

NOTE: Mounting accessories not shown.



NOTE: Power injection is required when Pixel Ribbon Go connection length reaches the maximum length with single power feed.
 This wiring diagram shows only typical connections. Actual wiring depends on Ribbon configuration and installation. Actual no. varies according to cable lengths and signal source.
 Please consult your local Traxon office for aid.



Fixtures Model Number

PRG.	OB.	N	NN	N	0	00
	Shape	LED color	Length	Pixels		
	OB.: Open Beam	1: RGBW (W=6500K)	50: 5000mm	1: 1 Pixel/ meter		
		2: RGB	80: 8000mm	8: 8 Pixels/ meter		
		3: DW (2700K & 5700K)	00: 10000mm	A: 10 Pixels/ meter		
		4: RGBW (W=3000K)				
		5: 2700K				
		6: 3000K				
		7: 4000K				

Desired Model Number:

PRG.	OB.	0	00

Fixtures

Model No.	Description	Item Code
PRG.OB.180A000	PIXEL RIBBON GO OB RGBW 10PPM 8M EF IP20	DL24102362955
PRG.OB.280A000	PIXEL RIBBON GO OB RGB 10PPM 8M EF IP20	DL24102363055
PRG.OB.300A000	PIXEL RIBBON GO OB DW2757 10PPM 10M EF IP20	DL24102363155
PRG.OB.600A000	PIXEL RIBBON GO OB 830 10PPM 10M EF IP20	DL24102363255

TX Connect

Description	Item Code
PIXEL RIBBON GO OB 5PIN STARTER CABLE 0.3M IP20	DA24102371455
PIXEL RIBBON GO OB 5PIN POWER INJ Y-CABLE IP20	DA24102371555
PIXEL RIBBON GO OB 5PIN ENDCAP 120OHM IP20 (5PCS)	DA24102371655
RB-RB 5PIN CONNECTOR IP20 (10PCS)	AM400830055

TX Mounting

Description	Item Code
U-CHANNEL INDOOR RIBBON 1201 1M	AM400880055
U-CHANNEL INDOOR RIBBON 1202 1M	AM400890055
U-CHANNEL INDOOR RIBBON 1204 1M	AM400900055
U-CHANNEL INDOOR RIBBON 1205 1M	AM400910055
U-CHANNEL INDOOR RIBBON 1203 1M	AM400920055

TX Power Supply & Control

Model No.	Description	Item Code
	LED ENGINE 100W 24V OUTDOOR	AM175860055
	LED ENGINE 185W 24V OUTDOOR	AM175880055
	LED ENGINE 320W 24V OUTDOOR	AM175900055
CD.SA.0000100	SMART ADDRESSER	AM438260055

